



Evaluating Your Teaching Using the OLC Scorecard

SPRING 2

2021

“trabajo en grupos”

“Lectures are too long...engage us a little more”

“promote participation”

“..more activities in class”

“encourage active learning”

“give us more interact [sic] class”

“more interactive activities”

“Turn on camera to have better connection with students”

“mas dinamica”

- STUDENT EVALUATIONS OF INSTRUCTOR PERFORMANCE

SPRING 2, 2021

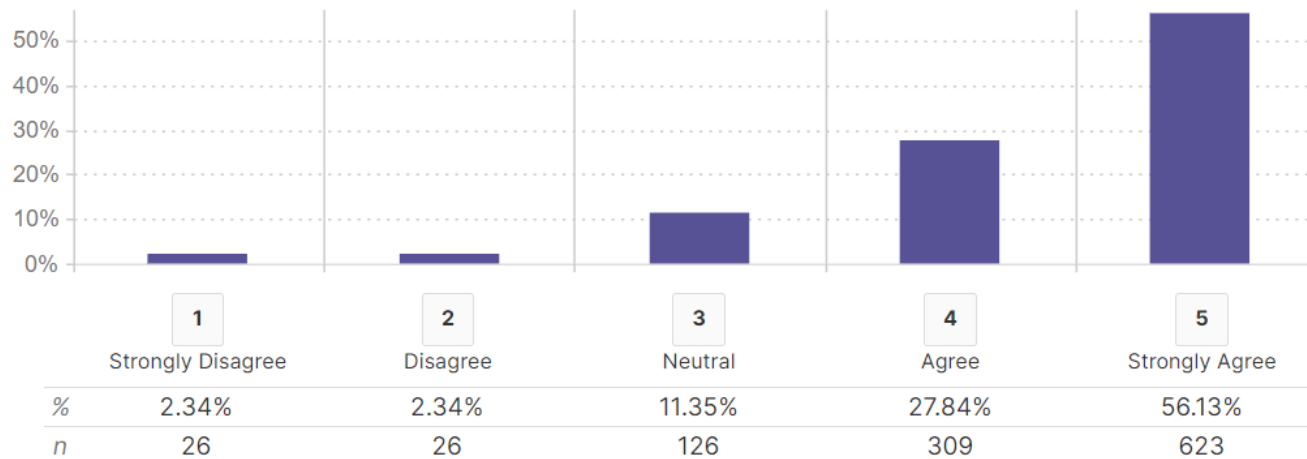
EvaluationKIT Data

The course activities encouraged opportunities to interact with other students in the class.

Single Selection

St. Augustine College

Course/Instructor Evaluation SP I
2021



1110 of 1378 responded
(80.55 %)
Mean **4.33** / STD **0.93**

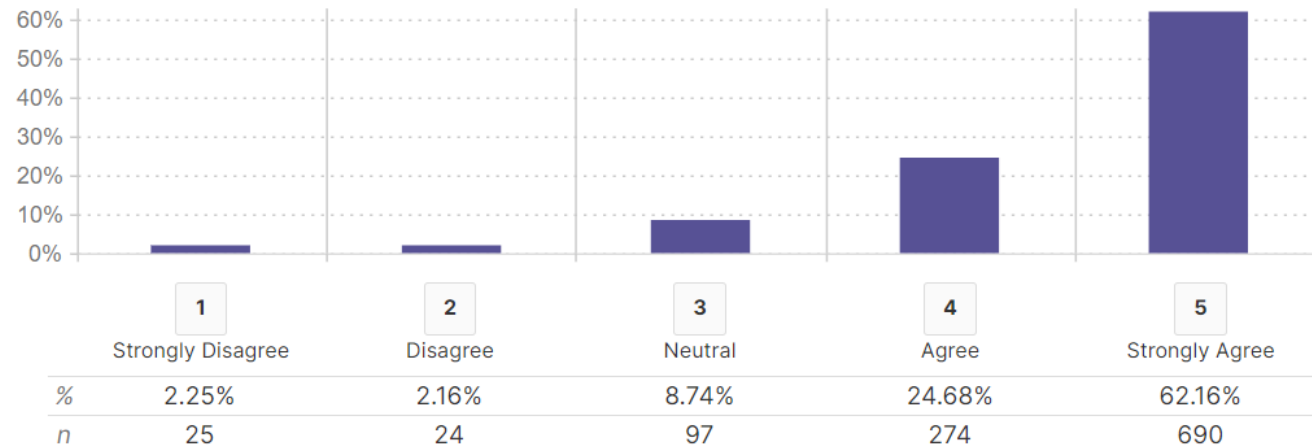
EvaluationKIT Data

[InstructorName] used a variety of methods to present course content.

Single Selection

St. Augustine College

Course/Instructor Evaluation SP I
2021



1110 of 1378 responded
(80.55 %)
Mean **4.42** / STD **0.91**

Self-Reflection



- Choose a class that you gave last week or this week. Focus on one class in particular.
- Think about the way you carried out the day's activities.
- Questions to ask yourself:
 - Did you create a lesson plan for the class?
 - Did you take time to develop creative activities to reinforce new concepts?
 - Did you allow students to participate in class? How was this accomplished? (discussion, group work, interactive activities, formative assessments?)
 - How many different types of teaching methods did you employ or did you rely on lecture?
 - How do you provide students to interact with each other during class? (discussion boards, groups, breakout rooms, games, presentations?)
 - Did you incorporate any technology into the lesson?

For the next segment, you will need a paper copy of:

[OLC Scorecard](#)

Strategic Planning Worksheet (use your own paper)

Let's Take a More Hands-On Approach Using the OLC Scorecard....

0 = Emerging

1 = Accomplished

2 = Exemplary

CLASS DISCUSSION AND ENGAGEMENT (16 POINTS)

SCORE

| | | |
|---|---|--|
| 1 | Discussions are meaningful, aligned with course learning outcomes, and provide opportunities for critical thinking. | |
| 2 | Instructor provides clear explanation of how the class discussion will be used. | |
| 3 | Instructor clearly states expectations for participation in discussion forums and other class communication. | |
| 4 | Instructor promotes students' awareness of other perceptions or perspectives. | |
| 5 | Instructor demonstrates presence by engaging actively and frequently throughout the course. | |
| 6 | Instructor posts critical, reflective questions for discussion forums. | |
| 7 | Students are expected to post discussion responses as well as interact with classmates and the instructor. | |
| 8 | Class discussion boards are designed to facilitate student-to-student interactions. | |

BUILDING COMMUNITY (24 POINTS)

SCORE

| | | |
|----|---|--|
| 1 | Instructor provides a space for students to post an introduction and share appropriate parts of their personal life to develop the online learning community. | |
| 2 | Instructor develops an appropriate personal conversation style for the audience. | |
| 3 | Instructor creates a safe climate for collaboration. | |
| 4 | Instructor creates an inclusive, supportive, and engaging climate, with a variety of methods such as using learners' names often. | |
| 5 | Instructor creates a positive, motivating and encouraging environment. | |
| 6 | Instructor encourages students to be candid, yet respectful of others. | |
| 7 | Instructor uses inclusive language, such as we, you, our. | |
| 8 | Instructor provides activities/assignments that foster student interaction. | |
| 9 | Instructor provides clear and specific course expectations for community in assignments / discussion forums. | |
| 10 | Instructor facilitates positive communication with students. | |
| 11 | Instructor creates and promotes respectful interaction. | |
| 12 | Expectations are communicated for participation or engagement with peers. | |

0 = Emerging

1 = Accomplished

2 = Exemplary

Next Steps

- Step 1: Review each category in which you rated yourself 0 points (Emerging)
No scores of 0? Great job! Use any categories in which you rated yourself 1 point (Accomplished)
- Step 2: Choose one or two areas to concentrate on
- Step 3: Think about your classes tonight, tomorrow, and for the rest of the week-choose one class to focus on
- Step 4: Develop a plan *right now* that will help you to strengthen your instruction in this upcoming class

Here's an Example:

Areas of opportunity:

- Demonstrate presence by engaging actively and frequently (score=1)
- Post critical, reflective questions for discussion forums (score=0)



My action plan:

- Instead of assigning individual or group activities and having students work independently, I will be present by circulating from one student or group to the other, providing feedback, instead of using the time to do my own tasks before reuniting with the group. I can do this by using a tool like BigBlue button, Microsoft Teams, Google Meet, or Zoom.
- In preparation of introducing of a new topic, students will do the assigned readings and then do a written discussion board in which they can share their own personal ideas about the readings and reply to their classmates' postings. To make it even more interactive, I can post a prompt via video and have students also respond with short videos using Flipgrid. I will need to develop a discussion rubric so students know what the expectations are.


Time To Strategize

My areas of opportunity include:

- 1.
- 2.
- 3.

To address these areas in my class *this week*, I can:

- 1.
- 2.
- 3.



Share Your Strategies with Colleagues

Knowledge Sharing



Any ideas you would like to share with the group?

Let's brainstorm strategies that we can all benefit from.....

Thank You for Attending!

Don't forget to fill out the session
survey

